

HAND TOOLS
EUROQUIP

**Supplementary
operating instructions
ATEX Pneumatic driven
hose reel.**



Series 30000







REELCRAFT

**Supplementary
operating instructions
ATEX Pneumatic driven
hose reel.**

EC Declaration of Conformity

(According to the ATEX Directive 2014/34/EU, Article 13)

The manufacturer: Reelcraft Changzhou Co., Ltd. Building C, No 229 HeHai West Road Changzhou, Jiangsu, China and in the EU distributor Euroquip, Industrielaan 16, 3900 Pelt Belgium hereby declares the conformity of the incomplete machine:

Designation:	Pneumatic Driven hose Reels			
explosion protection class:	 	II 2G Ex h IIB T4 Gb	 	II 2D Ex h IIIC T100°C Db
Type:	Series	item	XXXX-	Manufacturing
	30000	numbers	xxxx	year
				see serial tag

with all basic safety and health requirements of the ATEX directive 94/9/EG, as well as the following basic safety and health requirements of the machine directive 2006/42/EG

1.1.2 ◦ 1.1.3 ◦ 1.3.2 ◦ 1.3.4 ◦ 1.3.7 ◦ 1.5.2 ◦ 1.7.3 ◦ 1.7.4

at the time of placing on the market.

The special technical documents according to ATEX Directive 2014/34/EU, Article 13, have been created and deposited with the notified body (Bureau Veritas Notified body CE 2004). We undertake to transmit these in electronic form to the national authorities upon justified request.

The signatory is authorized for the technical documentation. Address see manufacturer.

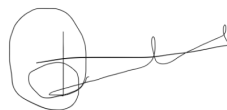
Harmonized / other standards:

DIN EN ISO 12100:2011

DIN EN 80079-36:2016

The incomplete machine may only be put into operation when it has been determined that the machine into which the incomplete machine is to be installed complies with the provisions of all applicable directives.

Pelt ,
22 December 2022



Gerard Grootewal
Sales Coordinator
Euroquip BV, Industrielaan 16, 3900 Pelt België

**Supplementary
operating instructions
ATEX Pneumatic driven
hose reel.**

Supplemental safety information ATEX

These instructions must be read and observed by all persons who are entrusted with working on the product or who supervise or instruct the group of persons mentioned. It is forbidden to start up or operate the product without first reading the instructions. The instructions must be kept for further use.

Expiration of the ATEX approval

The ATEX approval for this product expires as a result of:

- Improper use.
- Unauthorized conversions / changes.
- Use of non-original spare parts.
- Failure to follow these instructions.
- Use of unspecified resources.

Checks before delivery.

- Safety and functional tests according to ATEX.


Safety instructions explosion protection

- Always behave in such a way that fire and explosion hazards are avoided.
- All parts of the grounding concept must be properly connected to the higher-Level machine.
- Bringing ignition sources into the potentially explosive area is prohibited.
- The temperature of the pumped medium must not exceed 99 °C.
- Assembly / repair work may only be carried out if there is no explosive atmosphere.
- Handle the hose so that no sparks can occur.
- Regularly remove accumulations of dust. Do not stir up dust.
Maximum dust thickness < 5 mm.
- Risk of fire and explosion from the use of flammable cleaning agents.
Only use non-flammable cleaning agents that are suitable for the intended purpose.
- Only conductive hoses may be use
- In the event of mechanical damage, the reel must be taken out of service immediately, since frictional heat and sparks can occur.

**Supplementary
operating instructions
ATEX Pneumatic driven
hose reel.**

grounding concept

- (1) Grounding cable
- (2) Fixing screw
- 1. Connect the supplied ground wire to the mounting screw on the reel frame.
- 2. The intended, unvarnished area is to be used for this.
- 3. Connect the other end of the cable to earth potential.
- 4. Check the connection for conductivity using an ohmmeter.
- 5. Check this connection for rust before each use of the reel and always ensure discharge.



Part number: (included in original shipment)
600000 ATX

**Supplementary
operating instructions
ATEX Pneumatic driven
hose reel.**

Type number tag



Address Manufacturer and Representative Europe:

Manufacturer	Service and EU-Representative
Reelcraft Changzhou Co., Ltd. Building C, No. 229 He Hai West Road Changzhou, Jiangsu, China 213022	Euroquip BV Industrielaan 16, 3900 Pelt België +32 11753080